

Notice - All Star Bleachers claims proprietary rights in the information disclosed on this drawing. It is issued in confidence for engineering information only and may not be used, in whole or in part, to manufacture anything whether or not shown hereon, reproduced or disclosed to anyone without direct written permission from All Star Bleachers

## TYPICAL AUSTIN STEEL BOOTH SPECIFICATIONS

- 1 FRAME CONSTRUCTION: Frame will be comprised of 3" x 3" x 3/16" structural tube ASTM A500 grade B. All seams to be MIG welded. Any and all exposed seams will be ground flat and smooth.
- 2 BASE: Building to typically be constructed on a 4" galvanized structural tube frame.
- 3 WALL PANELS: All wall panels will consist of 14 gauge exterior, 3" of R-10 insulation and a 16 gauge inside face. All panels will be galvanized and will be MIG welded into place.
- 4 ROOF/CEILING: Interior will have a pre-finished galv. steel face bonded to 2" of rigid insulation. The roof structure will be designed to a minimum of a 30 PSF live load with a seamless membrane finish. Exterior roof to be EPDM roofing that will slope 3" from front to rear. Roof is designed to drain into gutter style drain with 4" overhang.
- 5 FINISH: All exterior surfaces to be smooth and flat with no visible blemishes. All surfaces to be painted using an epoxy/urethane prime to paint system designed to withstand salt spray and freeze thaw testing.
- 6 DOOR: Swing door to be a commercial grade steel and steel frame that is hung using a 3 hinge system. Hydraulic closure and lockset included.
- 7 ELECTRICAL: All electrical is wired according to N.E.C. standards. All wiring is within surface mount EMT. Wiring is #12 THHN 600 V UL type. 3 QUAD duplex receptacles (exterior grade) are used as outlets.
- 8 BENCH: (3) 10" PVC coated steel mesh benches. Surface mounted to existing concrete.
- 9 LIGHTS: (3) Hubbell VL232B277 light fixture w/ (2) 277 volt T-8 lamps each.

CERTIFICATION

CUSTOMER NAME

CUSTOMER ADDRESS

CITY, STATE ZIP



AUSTIN MOHAWK & CO.,  
INC.

2175 BEECHGROVE PLACE  
UTICA, NY 13501  
PHONE: 315.793.3000  
TOLL FREE: 1.800.765.3110  
FAX: 315.793.9370

WEBSITE: [www.austinmohawk.com](http://www.austinmohawk.com)  
E-mail: [info@austinmohawk.com](mailto:info@austinmohawk.com)

TITLE: 6'-6" X 45'-0"  
Dugout

JOB NO:

LOCATION:

MOD NO: DO6645

COLOR:

DATE:

DRAWN BY:

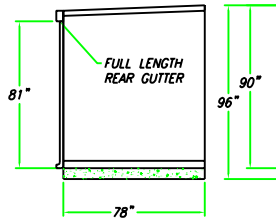
APPROVED BY:

SCALE: 1/4" = 1'

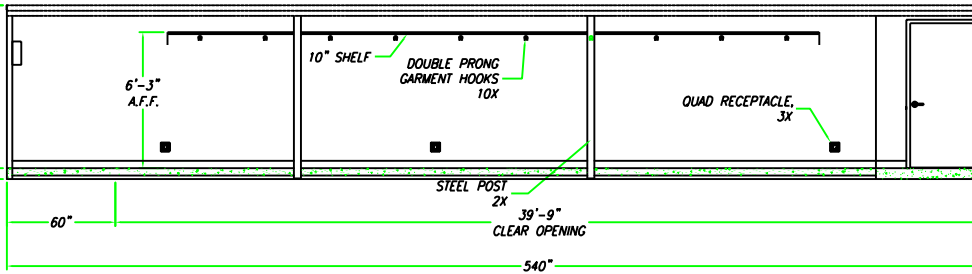
SHEET: 1 of 2

Notice - All Star Bleachers claims proprietary rights in the information disclosed on this drawing. It is issued in confidence for engineering information only and may not be used, in whole or in part, to manufacture anything whether or not shown hereon, reproduced or disclosed to anyone without direct written permission from All Star Bleachers

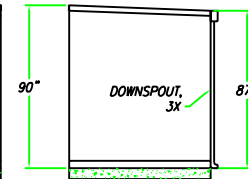
ELEVATION B



ELEVATION A

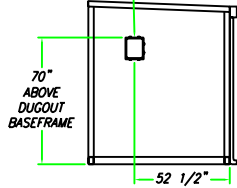


ELEVATION D

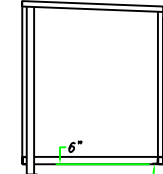
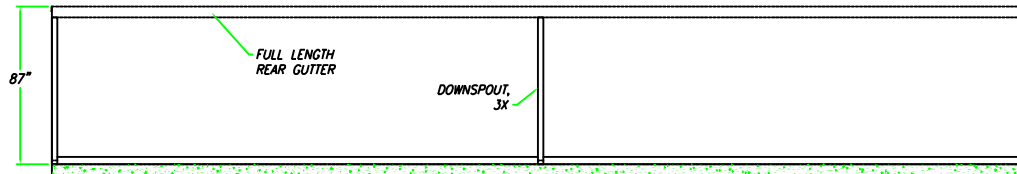


NEMA 4 JIC ENCLOSURE  
BY HUBBELL-WIEGMANN  
CAT. #BN4121005CH  
WITH BACK PANEL #P1210  
AND LOCK KIT #WACLJIC

ELEVATION C

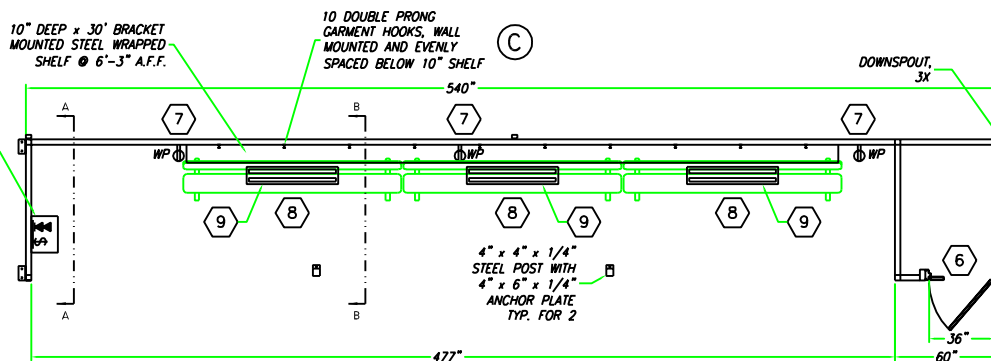


SECTION A-A



SECTION B-B

NEMA 4 JIC ENCLOSURE  
BY HUBBELL-WIEGMANN  
CAT. #BN4121005CH  
WITH BACK PANEL #P1210  
AND LOCK KIT #WACLJIC



THIRD BASE LINE DUGOUT  
PLAN VIEW  
SCALE: 1 / 1

CUSTOMER NAME

CUSTOMER ADDRESS

CITY, STATE ZIP



AUSTIN MOHAWK & CO.,  
INC.

2175 BEECHGROVE PLACE  
UTICA, NY 13501  
PHONE: 315.793.3000  
TOLL FREE: 1.800.765.3110  
FAX: 315.793.9370

WEBSITE: [www.austinmohawk.com](http://www.austinmohawk.com)  
E-mail: [info@austinmohawk.com](mailto:info@austinmohawk.com)

TITLE: 6'-6" X 45'-0"  
Dugout

JOB NO:

LOCATION:

MOD NO: DO6645

COLOR:

DATE:

DRAWN BY:

APPROVED BY:

SCALE: 1/4" = 1'

SHEET: 2 of 2

CERTIFICATION