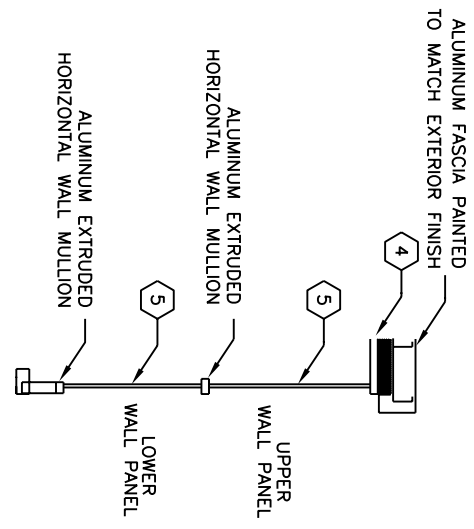
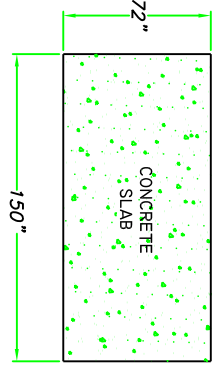
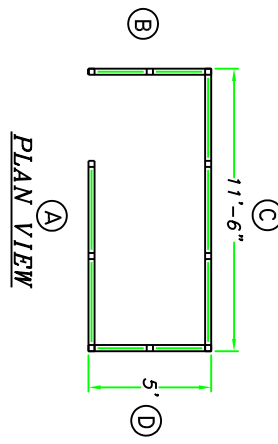
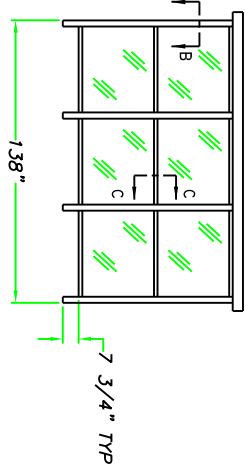
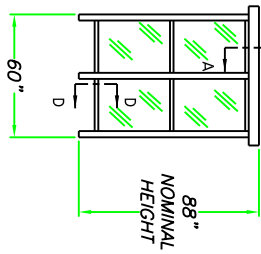
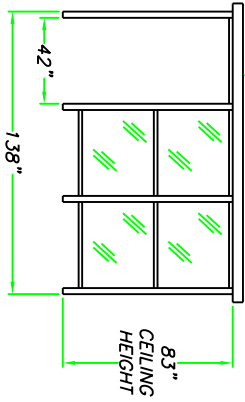


ELEVATION A

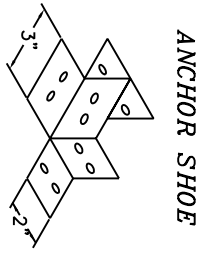
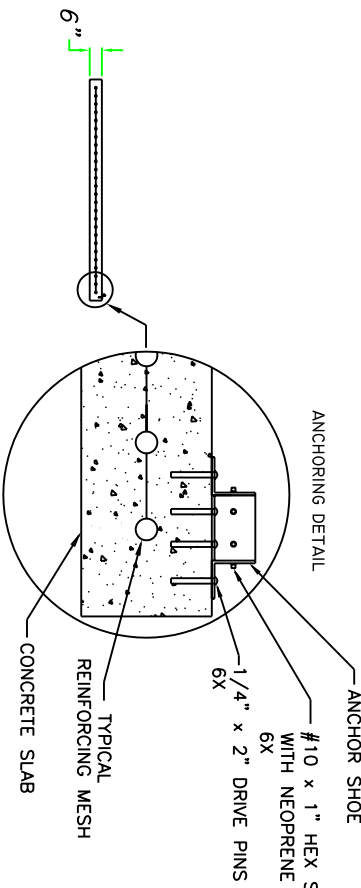
ELEVATION B & D

ELEVATION C

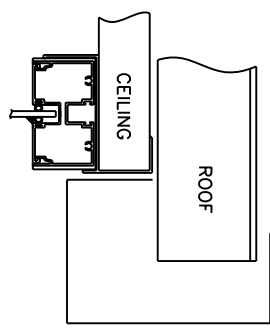
FASCIA WITH 4" OVERHANGS



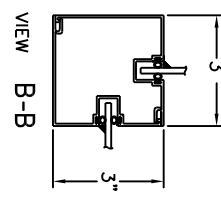
WALL SECTION DETAIL



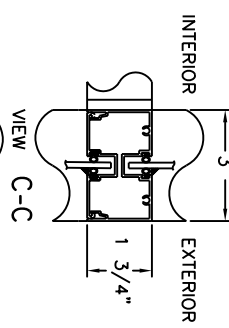
ANCHOR SHOE



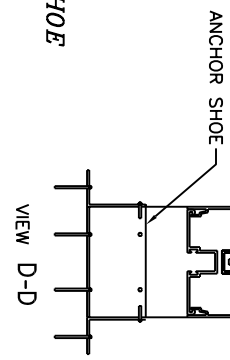
VIEW A-A



VIEW B-B



VIEW C-C



VIEW D-D

Notice - Austin Mohawk & Co., Inc. claims proprietary rights in the information disclosed on this drawing. It is issued in confidence for engineering information only and may not be used, in whole or in part, to manufacture anything whether or not shown herein, reproduced or disclosed to anyone without direct written permission from Austin Mohawk & Co., Inc.

STANDARD
ALUMINUM SHELTER
5' x 12'



AUSTIN MOHAWK & CO., INC.
2175 BEECHGROVE PLACE
UTICA, NY 13501
PHONE: 315.793.3000
TOLL FREE: 1.800.765.3110
FAX: 315.793.9370
WEBSITE: www.austinhawk.com
E-mail: info@austinhawk.com

TITLE:	5' x 12'
JOB NO:	ALUMINUM SHELTER
LOCATION:	Quote # XXX
MOD NO:	TBD
COLOR:	AL5512G30
DATE:	Quaker Bronze
DRAWN BY:	XXXX
APPROVED BY:	XXXX
SCALE:	1/4" = 1'
SHEET:	2 of 2

NOTE: CONCRETE SLAB DESIGN BY OTHERS-DIMENSIONS SHOWN ARE RECOMMENDED MIN. SIZES ONLY