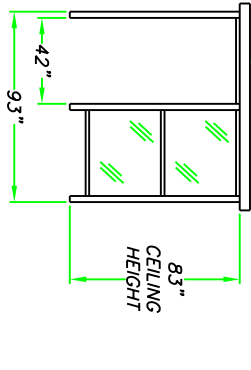
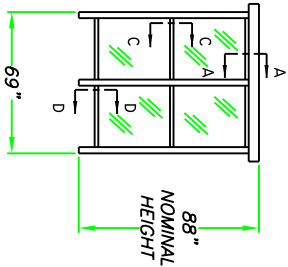


ELEVATION A

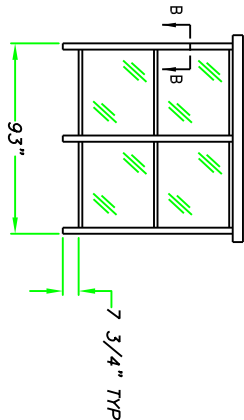
FASCIA WITH 4" OVERHANGS



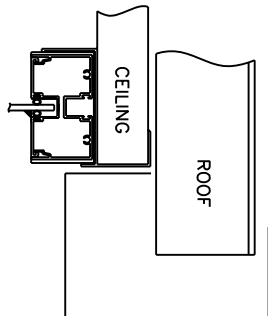
ELEVATION B & D



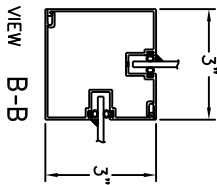
ELEVATION C



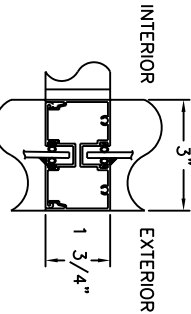
Notice - Austin Mohawk & Co., Inc. claims proprietary rights in the information disclosed on this drawing. It is issued in confidence for engineering information only and may not be used, in whole or in part, to manufacture anything whether or not shown herein, reproduced or disclosed to anyone without direct written permission from Austin Mohawk & Co., Inc.



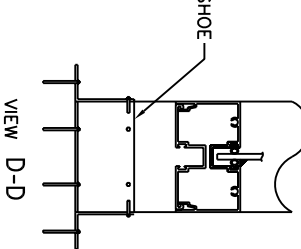
VIEW A-A



VIEW B-B

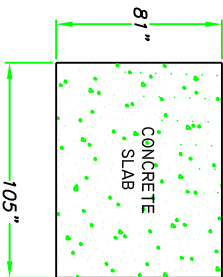


VIEW C-C

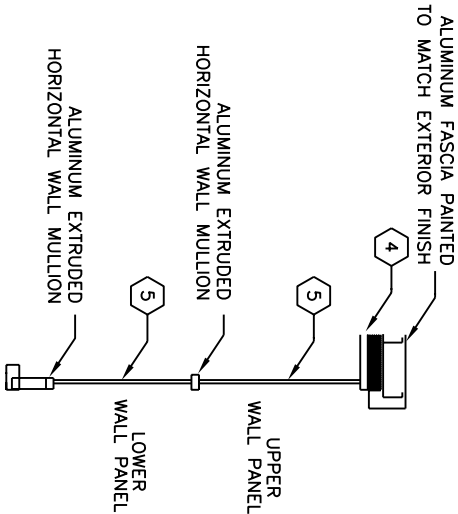


VIEW D-D

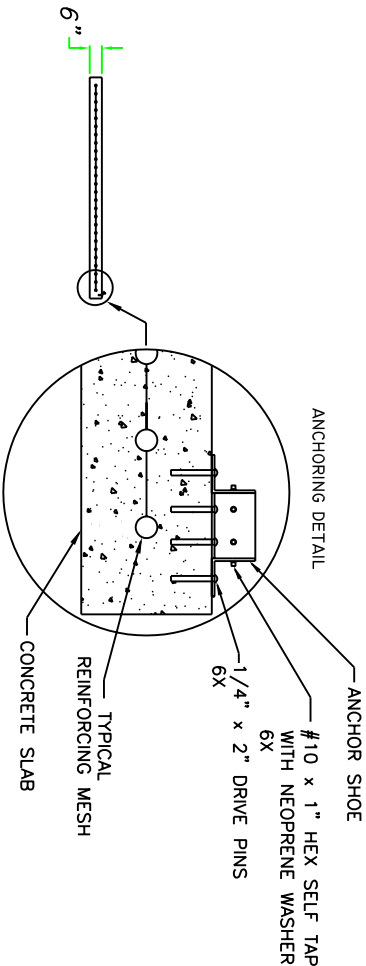
PLAN VIEW



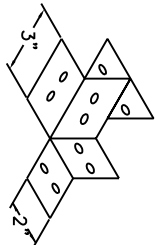
WALL SECTION DETAIL



ANCHORING DETAIL



ANCHOR SHOE



STANDARD  
ALUMINUM SHELTER  
6' x 8'



AUSTIN MOHAWK & CO.,  
INC.

2175 BEECHGROVE PLACE  
UTICA, NY 13501  
PHONE: 315.793.3000  
TOLL FREE: 1.800.765.3110  
FAX: 315.793.9370

WEBSITE: [www.austinhawk.com](http://www.austinhawk.com)  
E-mail: [info@austinhawk.com](mailto:info@austinhawk.com)

TITLE: 6' x 8' ALUMINUM SHELTER

JOB NO: Quote # XXX

LOCATION: TBD

MOD NO: ALS68G30

COLOR: Quaker Bronze

DATE: XXXX

DRAWN BY: XXXX

APPROVED BY:

SCALE: 1/4" = 1'

SHEET: 2 of 2

NOTE: CONCRETE SLAB DESIGN BY OTHERS-DIMENSIONS SHOWN ARE RECOMMENDED MIN. SIZES ONLY