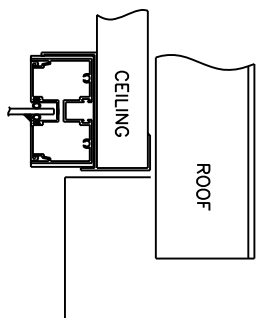
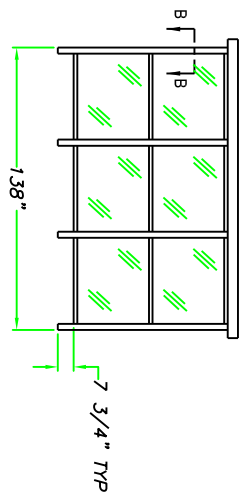
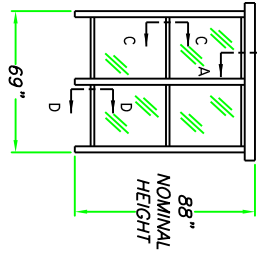
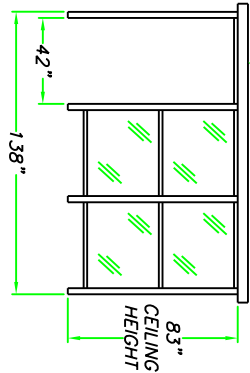


ELEVATION A

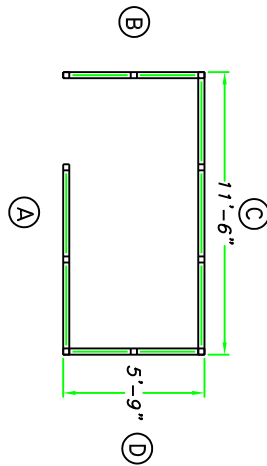
ELEVATION B & D

ELEVATION C


FASCIA WITH 4" OVERHANGS



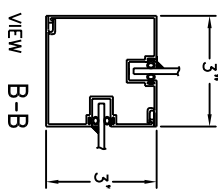
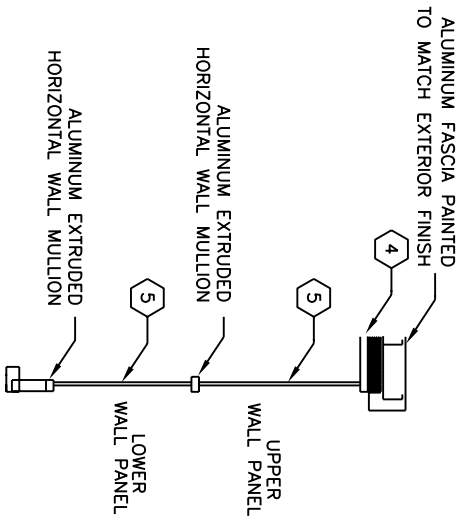
VIEW A-A



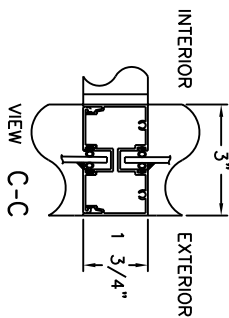
PLAN VIEW



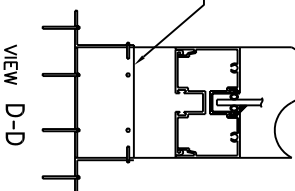
WALL SECTION DETAIL



VIEW B-B



VIEW C-C



VIEW D-D

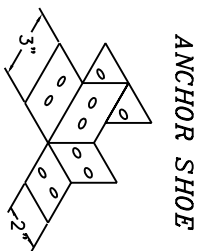
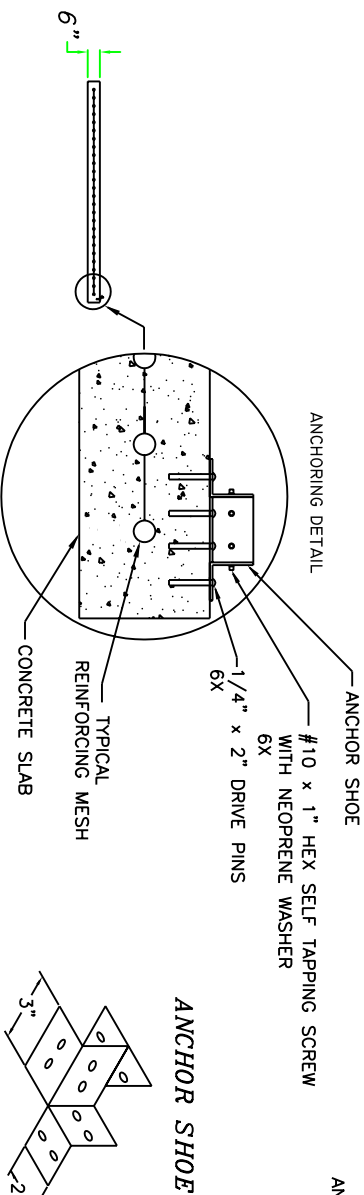
Notice - Austin Mohawk & Co., Inc. claims proprietary rights in the information disclosed on this drawing. It is issued in confidence for engineering information only and may not be used, in whole or in part, to manufacture anything whether or not shown herein, reproduced or disclosed to anyone without direct written permission from Austin Mohawk & Co., Inc.

AUSTIN MOHAWK & CO., INC.
2175 BEECHGROVE PLACE
UTICA, NY 13501
PHONE: 315.793.3000
TOLL FREE: 1.800.765.3110
FAX: 315.793.9370
WEBSITE: www.austinhawk.com
E-mail: info@austinhawk.com



STANDARD
ALUMINUM SHELTER
6' x 12'

NOTE: CONCRETE SLAB DESIGN BY OTHERS-DIMENSIONS SHOWN ARE RECOMMENDED MIN. SIZES ONLY



CERTIFICATION

TITLE: 6' x 12'

JOB NO: ALUMINUM SHELTER

LOCATION: TBD

MOD NO: ALS612G30

COLOR: Quaker Bronze

DATE: XXXX

DRAWN BY: XXXX

APPROVED BY: XXXX

SCALE: 1/4" = 1'

SHEET: 2 of 2