



**AUSTIN
MOHAWK**
engineered building &
canopy systems



New!
**EXPANDED
PRODUCT LINE**

collegiate & professional **PRESS BOXES**

AUSTIN MOHAWK INTRODUCES A NEW, BROADER LINE OF PRESS BOXES!

Three NEW press box models are designed to meet your needs, and open up a world of possibilities never before possible.


Do more, reach higher with **3** press box models plus scores of available features!

- **Varsity** – weather-tight performance and durability built to handle any application
- **Division I** – same great construction plus premium rear elevated seating for VIP's
- **Professional** – all the benefits of the Varsity and Division I models PLUS non-reflective glass and 1-piece glazing up to 12' for the luxury view of the action.



"These people now offer New Press Box designs that make you money! A new, broader product line defines what a press box can be."





All Austin Mohawk Press Boxes are built for **LOW MAINTENANCE** and **LOWEST COST OF OWNERSHIP!** Better materials and better design improve the life and function of your press box:

- Better materials save you money
- Full weather-resistant aluminum frame – no wood stud framing to rot!
- All metal windows, doors and door frames – no wood to warp!
- Interior and exterior aluminum wall panels – no mold and no sheet rock!
- 20-year exterior and interior baked enamel finish – years of zero maintenance
- Aluminum diamond plate floor – no tiles to pop up!
- Insulation R-12 in walls, R-5 in ceiling standard or per state energy code
- Designed to meet International Building Code & National Electric Code
- Over 60-years of pre-manufactured building experience.

NO WARPING! NO MOLDING!

Design for great looks and long life - on season and off season!

ENTER THE GAME

VARSIITY Model

The Best General Press Box!
Performance, durability and a look you'll be proud of.

- Full Weather Resistant Framing - no wood to warp!
- Exterior And Interior Aluminum Wall Panels - no drywall to mold!
- Full Length Melamine Scorer's Table - for ultimate convenience
- Aluminum Diamond Plate Floors - no vinyl tiles to pop off from cold weather!
- Metal Doors - no wood to warp!
- Sliding Aluminum Frame Windows - easy access and ventilation
- Built To Code - meets NEC and IBC Building & National Fire Codes



STEP IT UP

DIVISION I Model

All The Great Features Of Varsity, Plus
A Little Something Special!

- Premium Interior Elevated Spectator Platform for special guests. Comfortable chairs on a platform right behind the announcers put your VIPs in the midst of the action
- Special VIP seating opens up your press box possibilities! Think fundraising, special honors, contests ... the list is endless!



MAX IT OUT

PROFESSIONAL Model



Function, Style & Comfort, All Done To The Max!

- Large Pane Non-Reflective Glass - Give your press, visitors, and guests the clearest view with Non-Reflective Glass that comes standard in your Professional Press Box. Reduces glare to 1%
- Premium Seating - maximize comfort with top-of-the-line seating. Your Luxury Press Box will be the talk of the league!
- Specialty theater-style seating with your team colors and logo are available!



Standard Glass





Determining your Press Box Needs

Pre-Planning – What should I consider?

How much time and money do you have for maintenance? Wood-framed, “stick-built” structures will need to be painted and maintained on a very regular basis. Are code issues a consideration? Probably! Your press box should meet IBC (International Building Code) and NEC (National Electric Code) requirements.

What will be happening inside & outside the Press Box?

Number of people and function will determine size and construction. Lengths in 12’ – 60’ are available. Widths of 7’ to 12’ are also available. If home and away teams and press, scorers and announcers are to be separated, include wall partitions with connecting doors. Consider the number of people per area. Allow 3-1/2’ to 4’ for each person who will sit at the scorers’ table. Will there be additional spectators or VIP’s inside the box? Consider 10’ or 12’ width in a Division I or Professional Model to allow an elevated spectator platform, as well as a wet bar and restroom. Do you need a camera deck? Allow for internal ladder, roof access hatch, and safety railing around the perimeter of the roof.

What else should I know?

You may choose between fixed glass windows for climate control, or sliding windows to let in natural air flow. 42” horizontal sliders with warp-free aluminum frames are standard, while sliders up to 16’, as well as fixed windows and anti-glare glass are options. Determine whether you’d like heating or air conditioning. For your door(s), choose hinged or sliding. Full weather resistant and warp-free aluminum framing with interior and exterior aluminum wall panels are standard. 20-year warranty baked-on paint system requires little maintenance. Aluminum diamond plate floor provides durability and is virtually maintenance-free. R-12 insulation in walls and R-5 in ceiling is standard, or we will meet your state energy codes. Scorers’ table may be 18” or 24” deep, depending on your needs. Security may also be built-in – from locking drawers and upgraded door hardware to exit signs and security screens. Determine what level is right for you.

All Austin Mohawk Press Boxes Include:

- Full weather resistant and warp-free aluminum framing
- Exterior and interior aluminum wall panels
- 20-year warranty baked-on paint system
- Full length 18” or 24” scorer’s table
- Aluminum framed sliding windows
- Aluminum diamond plate floor
- Metal warp-free doors
- Designed to meet International Building Code & National Electric Code
- Sizes from 7’ x 12’ to 10’ x 60’
- Insulation R-12 in walls, R-5 in ceiling standard or per state energy code
- Full length electrical chase under scorer’s table

Plus Many Common Options:

- Elevated Observation Platforms
- Interior Partitions
- Rooftop Camera Decks with access hatch and ladder
- Stairs and railings
- Window and Door upgrades
- Two Story Configurations for Concession or Ticket Booth Below
- Restrooms
- Climate Control
- Wet Bars
- Security Screens and Anti Glare Glass

Austin Mohawk Prefabricated Press Box Specifications

SECTION 13129 – May 2008

PREFABRICATED PRESSBOX - GENERAL

SECTION INCLUDES

Prefabricated Pressbox.

DESIGN REQUIREMENTS

Provide factory built, prefabricated press box capable of withstanding the effects of gravity loads and the following loads and stresses within limits and under conditions indicated.

Design Loads: Determine loads based on the following minimum design wind loads and snow loads:

Wind Load: Meet the wind load requirement for site where press box will reside. If not specified our standard will be 90 mph wind.

Snow Load: Meet the snow load requirement for the site where the press box will reside. If not specified our standard will be 30 psi.

Live Load: When press box has a camera deck, meet the minimum live load applicable where press box will reside.

Energy Code: Provide factory built, prefabricated press box that meets the energy code requirements for the state that the press box will reside in.

Seismic Performance: Provide factory built, prefabricated press box capable of withstanding the effects of earthquake motions for the site where the press box will reside in determined according to:

ASCE 7, "Minimum Design Loads for Buildings and Other Structures"; Section 9, "Earthquake Loads".

Thermal Movements: Provide factory built, prefabricated press box that allows for thermal movements resulting from the following maximum change (range) in ambient and surface temperatures by preventing buckling, opening of joints, overstressing of components, failure of joint sealants, failure of connections, and other detrimental effects. Engineering calculations are based on surface temperatures of materials due to both solar heat gain and nighttime-sky heat loss.

Temperature Change (Range): 120 deg F (67 deg C) ambient; 180 deg F (100 deg C), material surfaces.

Electrical Devices: Devices UL listed with wiring bearing UL classification and conforming to the current NEC.

QUALITY ASSURANCE

Manufacturer Qualifications: Company specializing in manufacturing prefabricated press boxes with a minimum documented experience of ten years.

Design: All prefabricated press boxes are to be built by a company regularly employing a quality assurance program by an independent third party quality control firm. The manufacturing process will include a 5-stage, 35-step, quality inspection for each system.

Preinstallation Meetings: Conduct meetings to verify project requirements, substrate conditions, utility connections, manufacturer's installation instructions, and warranty requirements. Comply with Division 1 requirements are responsibility of the contractor.

WARRANTY

Provide the manufacturer's 5 year limited warranty on anodized aluminum surfaces against oxidation and the manufacturer's 20 year limited warranty against peeling, flaking and chipping of deck and fascia when properly maintained.

Provide manufacturer's warranties on all accessory items provided such as, but not limited to, air conditioning, lights, and heating units.

PRODUCTS

MANUFACTURERS

Acceptable Manufacturer: Austin Mohawk Inc., 2175 Beechgrove Place, Ulica, New York 13501, ASD, Tel: (315) 793-9390, Fax: (315) 793-9370, E-mail: HYPERLINK "mailto:info@austinhawk.com" info@austinhawk.com, Website: austinhawk.com.

Substitutions: Not permitted.

Requests for substitutions will be considered in accordance with provisions of Section 01600.

PREFABRICATED ALUMINUM PRESS BOX

Prefabricated aluminum press box with snap-together extruded 6063-T6 low-maintenance, corrosion-resistant aluminum alloy framing system. All connections internally fastened with no exposed fasteners on building exterior.

Press Box Style:

Varsity – All standard offerings with optional Camera Deck and available accessories

Division I – (10' wide minimum) Two Tier Interior Seating Levels and available accessories

Professional – (10' wide minimum) Anti-Glare Glazing, Two Tier Interior Seating Levels, Camera Deck and available accessories

Double Decker – Available in all styles, (Two Tier Seating 10' wide minimum)

Press box Over Concession Stand – Available in all styles, (Two Tier Seating 10' wide minimum)

Camera Deck:

Camera Deck – (standard) Full length, roof top access by hatch and internal ladder. Supplied with standard 1-5/8" fence post couplings with set screws on camera deck platform. PERIMETER FENCE BY OTHERS, (VERTICALS, HORIZONTALS, CONNECTION HARDWARE AND CHAIN LINK)

Camera deck – 8' x 12' with roof hatch, internal ladder, and requisite 42" high perimeter railings with cyclone fence to meet 4" sphere criteria.

Camera deck – full length and width with roof hatch, internal ladder, and requisite 42" high perimeter railings with cyclone fence to meet 4" sphere criteria.

WP GFI Receptacle(s) at camera deck level.

Doors:

Sliding door(s) (standard).

Horizontal sliding door with 1/8 inch (3.18 mm) thick, clear tempered safety glass.

Full weather-stripping.

Deadlock: Mortised, laminated hook bolt type, with removable cylinder capable of being master keyed.

Aluminum threshold

Swinging door(s) 1-3/4 inches (44 mm) thick, tubular-frame design.

36 inch by 80 inch half glass Commercial Grade aluminum swing door.

36 inch by 80 inch all glass Commercial Grade aluminum swing door.

36 inch by 80 inch half glass Commercial Grade steel swing door

Mortised, laminated bolt type; with push / pull hardware and removable cylinder capable of being master keyed.

Commercial grade steel type, single bore lever handle lockset with keyed entry and thumb turn interior.

Classroom Lockset with Panic Hardware.

Butt hinges:

Hydraulic Closer.

Full weather-stripping.

Aluminum Threshold

Windows:

Glazing:

1/8 inch (3 mm) thick, clear tempered safety glass.

3/16 inch (4.75 mm) thick, clear tempered safety glass.

1/4 inch (6 mm) thick, clear tempered safety glass.

3/4 inch (19 mm) thick, insulated thermal pane, clear tempered safety glass.

Fixed Windows: Clear tempered safety glass glazed within wall system extrusions and not fastened to the exterior wall. Glass sealed with concealed gasket system (standard).

End wall viewing panels for increased field of vision.

Horizontal Sliding Windows: Shall have aluminum frame with clear tempered safety glass glazed. Windows are equipped with insect screen and locking device (standard).

Optional Custom Windows:

Sliding window casement assemblies up to 16' long.

Fixed one piece windows up to 12' long.

Anti-glass glass (fixed only) virtually eliminates window glare.

Full width roll up weather proof security shutters to protect against vandalism. Factory installed, manual operation.

Full width roll up weather proof security shutters to protect against vandalism. Factory installed, motorized.

Insulated

Tinted glass

1/4" Low-E

Polycarbonate

Roof Type:

Flat Roof, Galvanized interlocking steel pan sections, roof drains into full (4) side perimeter gutter system with downspouts to grade. (standard).

4" Roof Overhang (standard)

6 inch overhang.

12 inch overhang.

24 inch overhang.

Entry Platform with Railings: (Requires Site Assembly)

6' wide by depth of press box and requisite 42" high perimeter railings with cyclone fence to meet 4" sphere criteria.

Stairs to grade.

Stairs to last foot board of new or existing bleacher system.

At completion of fabrication all steel components are to be "Hot Dipped" galvanized to ASTM-A-123 specifications.

Press Box Support Structure: (Requires Site Assembly)

Structural shapes to meet one of the following ASTM specifications: A36, A36/572 grade 50, A572 grade 50, A529-50, or A500 grade B.

Shop Connections are to be seal welded.

At completion of fabrication all steel components are to be "Hot Dipped" galvanized to ASTM-A-123 specifications.

Size:

7 feet x 12 feet

7 feet x 16 feet

7 feet x 18 feet

7 feet x 24 feet

7 feet x 30 feet

8 feet x 12 feet

8 feet x 16 feet

8 feet x 18 feet

8 feet x 20 feet

8 feet x 24 feet

8 feet x 30 feet

8 feet x 36 feet

8 feet x 42 feet

8 feet x 48 feet

8 feet x 60 feet

10 feet x 12 feet

10 feet x 16 feet

10 feet x 18 feet

10 feet x 24 feet

10 feet x 30 feet

10 feet x 36 feet

10 feet x 42 feet

10 feet x 60 feet

As indicated on drawings

Height: Nominal outside height of 100 inches (2540 mm), interior floor to ceiling height 90 inches (2286 mm) (standard).

Frame Construction: Provide snap together type structural framing of 6063-T6 aluminum alloy extrusions. Connections shall be fastened internally to framing systems using concealed

mechanical fasteners or MIG welded where necessary. Exposed fasteners on building exterior are not acceptable. Members shall have a manufacturer's finish as follows:

Quaker Bronze. (standard)

Austin White. (standard)

Clear Anodized finish. (standard)

Custom color as selected by the Architect. (available at additional expense)

Base/Floor: Finished floor of 3/16" nonskid aluminum tread plate. Floor is mounted to a 4 inch minimum (102 mm) tube/channel steel base frame (standard).

3/16" nonskid aluminum tread plate (standard)

3/16" nonskid aluminum tread plate with expanded polystyrene insulation and 24ga galvanized steel underside.

1/8" nonskid aluminum tread plate with sub-floor, expanded polystyrene insulation and 24ga galvanized steel underside.

12" x 12" commercial grade vinyl tile, sub-floor, expanded polystyrene insulation and 24ga galvanized steel underside.

18-1/8" x 18-1/8" raised disc rubber tile w/ 4" Cove base molding, sub-floor, expanded polystyrene insulation and 24ga galvanized steel underside.

24" x 24" Mohawk Modular Commercial 1/2" carpet tile with 4" Cove base molding, sub-floor, expanded polystyrene insulation and 24ga galvanized steel underside.

Wall Panel: Overall thickness of panel shall be 3 inches (76.2 mm) with an exterior face of manufacturer's standard .032 aluminum, a 3 inch (76.2 mm) insulation core and a .032 interior aluminum face (standard R-12).

Finish: Interior and exterior panel faces shall have a manufacturer's finish as follows:

Clear Anodized finish.

Austin White.

Quaker Bronze.

Custom color as selected by the Architect.

5/8" Vinyl coated Gypsum board, color as selected by the architect. (option for interior only)

Interior Ceiling Panels:

Prefinished steel, 24 gauge painted white with expanded polystyrene core providing a smooth flat interior. (standard R-5)

24" x 48" Acoustical Ceiling Tile with typical drop ceiling grid with expanded polystyrene insulation.

24" x 48" Acoustical Ceiling Tile with typical drop ceiling grid with rolled batt fiberglass insulation.

24" x 24" Acoustical Ceiling Tile with typical drop ceiling grid with expanded polystyrene insulation.

24" x 24" Acoustical Ceiling Tile with typical drop ceiling grid with rolled batt fiberglass insulation.

Press Box Roof:

Flat Roof: Galvanized steel, G-60 zinc coating, interlocking pan sections, 3 inches (76.2 mm) high varying widths and capable of supporting a minimum 40 psf (1532 Pa) live load. Roof drains into full (4) side perimeter gutter system with downspouts. (standard).

Standing Seam Metal Hip Roof: Roof framing will be constructed of 14GA Galvanized Steel Trusses. Exterior will be interlocking Steel deckpans with standing seam. Roof will be painted one of manufacturer's standard colors.

Standing Seam Metal Mansard Roof:

Roof framing will be constructed of 18ga Galvanized Steel Braces. Exterior will be interlocking Steel deckpans standing seam. Roof will be painted one of manufacturer's standard colors.

ACCESSORIES

Electrical Power Service: Provide in accordance with NEC Standards.

Press box shall be of open construction, allowing the inspection of electrical wiring, switches and other components without destructive disassembly. (standard)

125 amp, 120/240 VAC, single-phase, 3-wire service with 8-16 circuit breaker panel (standard).

Use copper wiring in surface mounted 1/2-inch (12.5 mm) minimum EMT conduit (standard).

Provide one 120-V GFCI power duplex receptacle every 8' with tester (standard).

Wiremold (Optional) Series, one and two piece, multi channel non-metallic surface mounted raceway along front wall, above or below scorer's table, outlets on 4' centers, typical.

Indoor Lighting Fixtures:

Provide quantity of fixtures required to maintain the following illumination level:

20 foot-candles.

30 foot-candles.

50 foot-candles (standard).

Ceiling-mounted fluorescent light fixture(s) 48 inches (1200 mm) long with two 32-W / T-8 lamps (standard).

Hi Abuse Fixture, Linear Fluorescent 40 Watts, Lamp Quantity 2, 120 V, Length 49.38 inches, width 9.25 inches, depth 3.38 inches, white, cold weather.

Provide single-pole switch mounted adjacent to door to control lighting fixtures (standard).

Drop ceiling Troffer fixtures.

24" x 24" - 32-W / T-8 lamps.

24" x 48" - 32-W / T-8 lamps.

Exit Signs:

Exit signs shall be clearly marked. In the event of electrical power outage during use or occupancy in the press box, the exit signs will illuminate.

Outdoor Lighting Fixtures:

Provide quantity of fixtures required to maintain the following illumination level:

20 foot-candles.

30 foot-candles.

50 foot-candles.

Hi Abuse Fixture, Linear Fluorescent 40 Watts, Lamp Quantity 2, 120 V, Length 49.38 inches, width 9.25 inches, depth 3.38 inches, white, cold weather.

Flood light, QTZ, 500W 120V, White.

Flood light, QTZ, 500W 120V, Bronze.

Provide single-pole switch mounted adjacent to door to control lighting fixtures.

Provide photoelectric controller.

Heating Unit: Wall-mounted, thermostatically controlled:

110V, 1500W, 5120 Btu, electric heater with fan-forced operation, Enclose heater in enameled steel cabinet (standard).

230/208V, 13,000/10,000 Btu, electric fan force, surface mounted electric heater.

Thru-wall Air Conditioning:

9,900 Btu, 110V.

9,900 Btu, high mount, 110V.

Thru-wall Heating/Air Conditioning:

11,600/11,400 btu with electric heat 230/208V.

Roof mount Air Conditioning:

13,500 Btu, 110V with wall mount thermostat.

Roof mount Heating/Air Conditioning:

13,500 Btu with 5,600 btu electric heat, 110V with wall mount thermostat.

Wall Exhaust Fan:

Duct diameter 10-3/8 Inches.

Motor 120 V, 1625 RPM, 1.7 amps, with air flow @ 0.000 inch static pressure 480 CFM.

Scorer's Table:

Full length, 18" – 24" deep by 3/4" White "Melamine" counter top with drop wire grommets at receptacle locations (standard).

Full length, 18" – 24" deep by 16ga Stainless Steel counter top with drop wire grommets at receptacle locations.

Storage Drawers:

Locking storage drawer, workbench mounted, 6-5/8 inches high, 20 inches deep, 17-1/4 inches wide.

Partition Walls with Interior Doors:

Partition wall with access door to separate the unit into two or more segmented rooms:

Home and Away.

Home, Away and Announcer.

Home, Away, Announcer and Press.

As indicated on drawings

Restrooms:

ADA restroom package provided with following items wired and installed:

Lighting with wall switch.

Thru wall exhaust fan.

Heater: Wall mounted electric with fan forced operation, 1500w/5120 BTU, thermostat in enamel coated 20 ga steel cabinet.

Supplied Restroom Fixtures:

ADA elongated toilet

ADA wall mounted lavatory

One 36 inch grab bar

One 42 inch grab bar

One Toilet tissue holder

Fixtures supplied loose to be installed on site by others. (standard)

Fixtures supplied factory installed with plumbing service hook-ups by others in the field.

Standard restroom package (non-ADA) provided with following items wired and installed.

Lighting with wall switch

One thru wall exhaust fan

One Heater: shall be wall mounted electric with fan forced operation, 1500w/5120 BTU thermostat in an enamel coated 20 ga steel cabinet.


Supplied Restroom Fixtures:

ADA elongated toilet

ADA wall mounted lavatory

One Toilet tissue holder

Wet Bar



AustinMohawk and Company, Inc.
2175 Beechgrove Place
Utica, NY 13501

Ph:1-800-765-3110
Fax: 1-315-793-9370
info@austinmohawk.com

www.austinmohawk.com

